

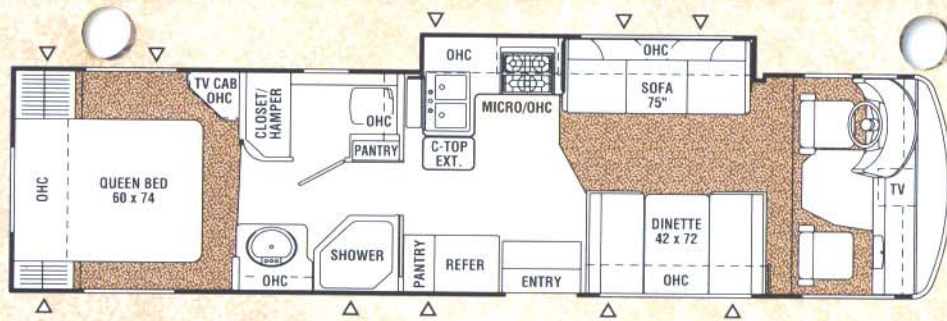


**MIRADA**<sup>TM</sup>  
2004 Class A Motorhomes

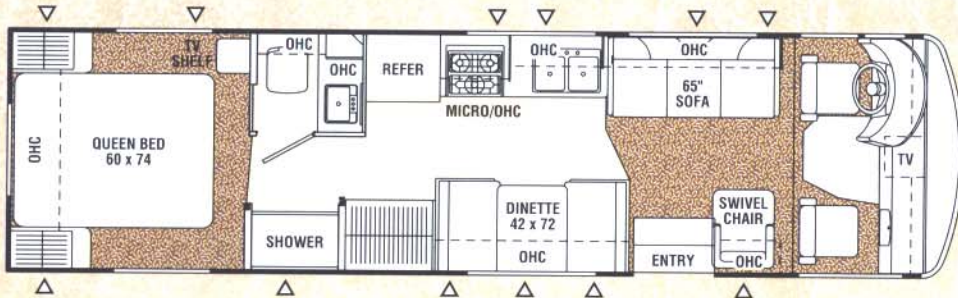
*Leader to the* **Great Outdoors**<sup>®</sup>



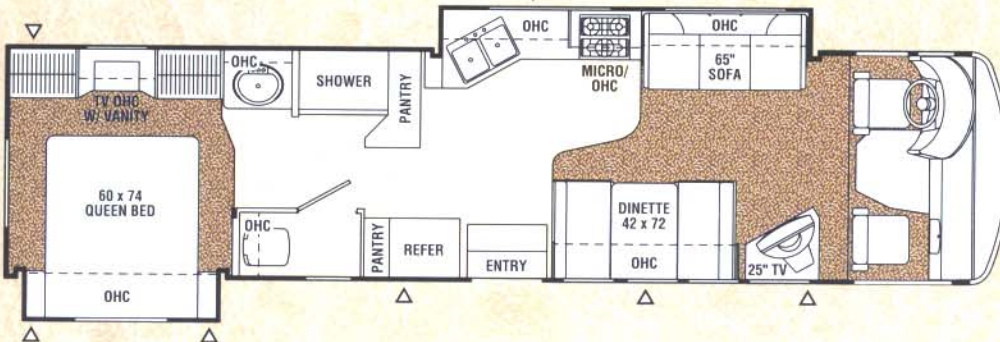
# Floorplans



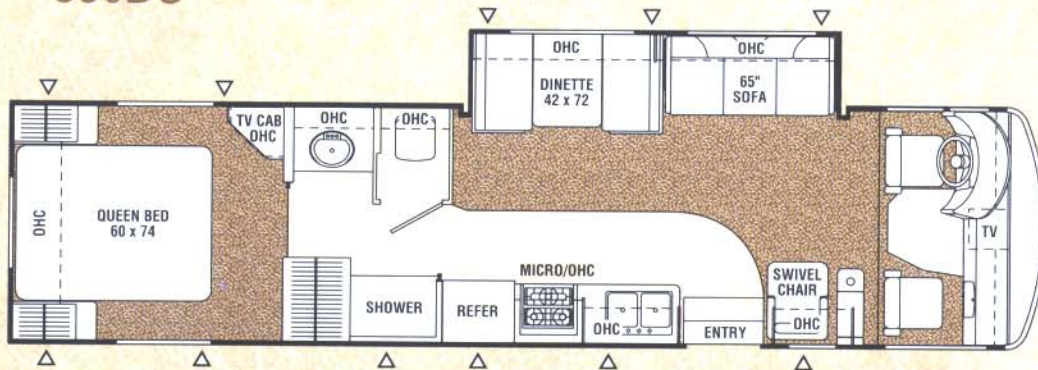
**290KS** Kitchen Slide (Available w/option: A)



**300QB** Queen Bed (Available w/option: A)



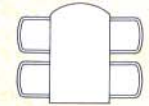
**330DS** Double Slide Out (Available w/option: A)



**340MBS** Mid Bath / Slide Out (Available w/option: B)

## OPTIONS KEY

A. FREESTANDING TABLE



B. HIDE-A-BED SOFA



## Quality By Design


Coachmen RV is committed to providing a high quality, reliable, and innovative product. We know that quality extends far beyond the "glitz" of a recreational vehicle and often, the most important aspects of quality are hidden in the design and construction of the coach. That's why Coachmen designs quality into our products up-front, through computer aided design and analysis software. This helps to assure appropriate weight distributions, structural integrity, alignment of the various parts and components and overall reliability of the design.



Our attention to quality does not stop on the computer screen, as all of our major product designs undergo rigorous road tests, rain booth testing, complete compliance audits for all codes, standards and safety related items, and comprehensive product audits.

Coachmen designs, builds and markets a superior product, for reasons that may not always be easy to see, however are very easy to appreciate down the road. Our hidden quality equates to high value, which can be critical to your long-term satisfaction.

 INDICATES CARPETING

 INDICATES OUTSIDE STORAGE LOCATION

# Specifications

	290KS	300QB	330DS	340MBS
Chassis	FORD	FORD	FORD	FORD
Chassis Model	F-53	F-53	F-53	F-53
Engine Size	V10-6.8L	V10-6.8L	V10-6.8L	V10-6.8L
Wheel Base	228"	190"	228"	228"
Rear Axle Ratio	5.38	5.38	5.38	5.38
Tire Size	225/70R19.5F	225/70R19.5F	245/70R19.5F	245/70R19.5F
GVWR (lbs.)	18,000	15,700	20,500	18,000
CW (lbs.)	14,223	11,933	15,043	13,436
GAWR Front (lbs.)	7,000	6,000	7,500	7,000
GAWR Rear (lbs.)	11,000	11,000	14,500	11,000
GCWR ((lbs.)	26,000	26,000	26,000	26,000
Exterior Length	32' 11"	31' 2"	34' 1"	34' 1"
Exterior Clearance Height*	11' 3"	11' 3"	11' 3"	11' 3"
Exterior Width	7' 11"	7' 11"	7' 11"	7' 11"
Sleeping Capacity	4	4	4	5
Interior Width	92"	92"	92"	92"
Interior Height	80"	80"	80"	80"
Fuel Capacity (gal.)	75	75	75	75
Alternator Amps	115	115	115	115
Fresh Water Capacity (gal.)	95	95	60	95
Waste Water Capacity (gal.)	40	35	35	40
Grey Water Capacity (gal.)	35	45	35	35
Water Heater Capacity	6	6	6	6
LP Gas Capacity (lbs.)	85	85	85	85
Furnace Rating (x 1,000) BTU	30	30	30	30

† = Estimated \* = Includes Clearance for Air Conditioner

**GVWR (Gross Vehicle Weight Rating):** The Maximum permissible weight of the unit, including the UVW plus all fluids, cargo, optional equipment and accessories. For safety and product performance, do not exceed the GVWR.

**CW (Curb Weight):** The weight of the unit without factory or dealer installed options, plus allowance for the weight of full fuel capacity. The "payload capacity" for all other fluids, cargo, occupants, optional equipment and accessories can be determined by subtracting the CW from the GVWR.

**GAWR (Gross Axle Weight Rating):** The total weight each front/rear axle, suspension and tire system is designed to carry. When loading the unit, care should be taken to balance cargo weight in consideration of the GAWRs.

**GCWR (Gross Combined Weight Rating):** The maximum total weight of the loaded unit, plus a tow vehicle. This includes the weight of both the unit and tow vehicle, fuel for each, all other fluids, cargo, occupants, optional equipment and accessories.

**Wider Widths:** Numerous Coachmen floorplans feature the "wide body" design concept, which gives you significantly enhanced interior living space and innovative floorplans.

In making your purchase decision, you should be aware that a few states restrict access on some or all roads within the state to vehicles with a maximum 96" width, although special road usage permits may be available. Vehicles up to 102" in width are permitted in the vast majority of states. You should confirm the road usage laws in the states of interest to you before making your purchase decision. If width is of concern to you, we invite you to consider the broad array of other Coachmen models offered in the standard 96" width.

**IMPORTANT NOTE:** All capacities are approximate, and all dimensions are nominal. Coachmen motorhomes are designed to allow for a wide variety of uses, extended trips with two people or short trips with multiple people. Accordingly, each unit allows ample room for sleeping, seating, fluids and cargo. While the customer is the beneficiary of this design, the customer also bears the responsibility to select the proper combination of passengers, cargo, load, and tow vehicle without exceeding the chassis weight capabilities. Consumer may need additional braking capacity to tow loads greater than 1,000 pounds.

Seat belts should always be worn for passenger safety. Seat belts are provided at most locations to allow convenience in selecting which seat to occupy. However, it is not intended that all seating positions equipped with a seat belt may be occupied while the vehicle is in motion, without regard to other weight factors.

All Coachmen motorhomes are designed to ensure that the number of passengers allowed while the vehicle is in motion will always at least equal the stated sleeping capacity. Though extra seat belts may be provided, for your safety and the proper operation of your vehicle, limit your passengers to the number allowed by the Net Carrying Capacity of your vehicle.

All information contained in this brochure is believed to be accurate at the time of publication. However, during the model year, it may be necessary to make revisions and Coachmen reserves the right to make all such changes without notice, including changes in prices, colors, materials, equipment and specifications, as well as the addition of new models and the discontinuance of models shown in this brochure. Therefore, please consult with your Coachmen dealer and confirm the existence of any materials, design or specifications that are material to your purchase decision.

# Standard Features & Options

## Standard Features

### INTERIOR APPOINTMENTS

- Ashland Oak Cabinetry
- Raised Panel Over Head Cabinet Doors
- Residential Metal Drawer Glides
- Techwood® Drawer Sides
- Linoleum Flooring (Kitchen, Bath)
- Mini-Blinds Throughout
- Slider Windows – w/Safety Glass (Coach)
- Jalousie Windows – w/Safety Glass (Bedroom)
- Reclining, Swivel Pilot Seats
- Jack Knife Sofa
- Lounge Chair (300QB, 340MBS)
- Boston Booth Dinette
- TV Shelf in Bedroom (300QB)
- TV Cabinet in Bedroom (Except 300QB)
- Driver/Passenger Snack Tray

### INTERIOR EQUIPMENT

- 20" Flatscreen TV – Coach (Except 330DS)
- Side Entertainment Center w/24" Flatscreen TV (330DS)
- AM/FM Cassette w/4 Speakers
- TV Antenna and Rotor Package
- Cable TV Jacks (Coach & Bedroom)
- LP Leak Alarm
- Smoke Detector
- Carbon Monoxide Detector
- Fire Extinguisher
- Prewired for Satellite Dish
- Phone Jack
- Rear Vision Camera Ready

### GALLEY

- Residential Size Microwave Oven
- 3-Burner (High Output) Range w/Oven
- Double Door Refrigerator
- Freezer Shelf & Refrigerator Light
- Power/Lighted Range Hood
- Double Bowl Stainless Steel Sink
- Silverware Drawer
- Single Lever Faucet

### SLEEPING

- Queen Bed
- Deluxe Innerspring Mattress – 312 Coil
- Bedspread and Pillow Shams
- Privacy Drape – Cab

### ELECTRICAL / HEATING / AIR CONDITIONING

- 30 Amp Power Cord
- 55 Amp 110/12-Volt Power Converter
- GFI Circuit
- Outside Receptacle (DS)
- Generator Ready with Mount Kit
- Emergency Start Switch
- Battery Disconnect
- Auxiliary Battery
- Patio Light
- 30,000 BTU E.I. Furnace
- 13,500 BTU Ducted Air Conditioner w/Even Cool™
- Prewired for Rear Roof Air Conditioner
- Lighted Pass Thru Storage
- Command Center Monitor Panel
- Entry Step Switch Panel

### BATH AND WATER

- Toilet w/Hand Flush
- Pleated Shower Door (Glass on 290KS)
- Power Bath Vent
- 6-Gallon E.I. Water Heater
- Demand Water Pump
- 1-Piece ABS Tub Surround
- Skylight Over Shower
- No-Mess™ Termination System
- Water Works™ Utility Panel

### AUTOMOTIVE / EXTERIOR

- Tilt Steering Wheel
- Cruise Control
- Intermittent Wipers
- Dash Air Conditioning
- Sight Rite™ Dash
- Radial Tires
- Full Metal Wheel Covers
- Front & Rear Mud Flaps
- Power Entry Step – Single
- Laminated Floor & Sidewalls
- Crowned, Laminated Rubber Roof
- Semi-Basement Floor Design
- Store Rite™ Roto Cast Compartments
- Fiberglass Front Cap
- Dead Bolt Lock-Entrance Door
- Hydraulic Leveling Jacks (Except 300QB)
- Awning
- Towing Hitch w/7-Way Plug
- Radius Trunk Doors

## Optional Features

- Deluxe Package Includes:**
  - 4.0 KW Gas Generator (Quiet Lite)
  - Stainless Steel Wheel Inserts
  - Spare Tire with Cover
  - Owner's Information Package
- Premier Package Includes:**  
Deluxe Package Items Plus:
  - Convenience Package-Rechargeable Flashlight & Vacuum
  - Hardwood Doors Throughout
  - VCR/DVD Combo
  - Exterior Entertainment Center
  - AM/FM Stereo with CD, Cassette and Weather Band
  - Rear Vision Camera
  - Composite Sink Covers
  - Range Cover
  - Glass Shower Door (Std. 290KS)
  - Electric Heated Holding Tanks
  - Passenger Side Console with Computer Hookups
  - Roof Ladder
  - Remote Exterior Mirrors
  - Painted Skirt with Graphics
  - Front End Paint Protection (Temporary)
- Freestanding Dinette with Four Chairs (290KS, 300QB, 330DS)
- Children 1st™ Child Safety Dinette System
- Hide-A-Bed Sofa (340MBS)
- 14" Flatscreen TV - Bedroom (290KS, 340MBS)
- 20" Flatscreen TV in Bedroom (330DS)
- Lounge Chair with 20" Flatscreen TV (330DS)
- LCD TV with Wireless Headphones and Game Port
- Drivers Map Light
- Large Double Door Refrigerator (Except 300QB)
- Grill -2- Go with Table (330DS w/o Table)
- 5.5 KW Gas Generator (Marquis Gold)
- 2nd 13,500 Ducted Roof A/C
- 2nd 11,000 Ducted Roof A/C
- Hydraulic Leveling Jacks - Manual (300QB)
- Sofa Slide Tray (300QB)
- 3-Point Seat Belts
- CSA Upfit
- Front End Paint Protection (Temporary)